


FD83 Series Full Flow Dual Interlock



Eaton's FD83 is designed for fluid transfer and electronics cooling applications where full flow, fluid compatibility and safety are essential. The FD83 identical halves include two interlock features to eliminate spills and ensure maximum safety. Valves cannot be opened until the coupling halves are mated and coupling halves cannot be disconnected until both halves are closed. The FD83 coupling system can be used in a wide variety of low pressure industrial applications.

Product Features

- Dual interlock safety feature eliminates accidental opening of coupling when disconnected with the use of a patented locking pin design and lever handle
- Design provides reliable performance and minimal spillage during maintenance or service
- Standard seal material: EPDM, additional material available on request
- Standard body material: 303 stainless steel, additional material available on request
- Full-flow capability
- Available color coded bumper seals available
- Identical coupling halves
- Maintenance and service friendly
- 303 stainless steel material provides broad fluid compatibility
- 3/4" and 1" Female NPT port threads or hose barb

Physical Characteristics

| Coupling Size | Max. Operating Pressure | | | | | | Min. Burst Pressure | | | | | | Rated Flow | | Fluid Loss |
|------------------|-------------------------|-------|-----------------------|-------|-----------------------|-------|---------------------|-------|-----------------------|-------|-----------------------|-------|---------------|-------|---------------|
| | Connected | | Socket/Female Half | | Socket/Female Half | | Connected | | Socket/Female Half | | Socket/Female Half | | | | |
| | (in) | (bar) | (psi) | (bar) | (psi) | (bar) | (psi) | (bar) | (psi) | (bar) | (psi) | (bar) | (psi) | (lpm) | (gpm) |
| 1 | 10 | 150 | 10 | 150 | 10 | 150 | 20 | 300 | 20 | 300 | 20 | 300 | 189 | 50 | 5.0 |

Dimensions

| Part Number | Body Size | Port Size | Thread | Type | Fig. | Dimensions | | Dimensions | | Hex | |
|-----------------|-----------|-----------|-----------|--------------|------|------------|--------|------------|--------|-----|--------|
| | | | | | | A | B | A | B | mm | (in) |
| FD83-2052-16-16 | 1 | 1 | 1-11- 1/2 | Female NPT | 1 | 95.5 | (3.76) | 71.6 | (2.82) | 41 | (1.63) |
| FD83-2052-12-16 | 1 | 3/4 | 3/4-14 | Female NPT | 1 | 70.1 | (2.76) | 71.6 | (2.83) | 41 | (1.63) |
| FD83-2046-16-16 | 1 | 1 | NA | 1" Hose Barb | 2 | 84.2 | (3.31) | 71.6 | (2.82) | - | - |

Hose barb adapters available upon request.

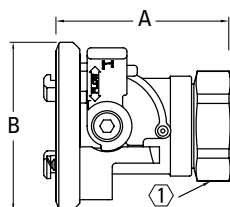


Figure 1

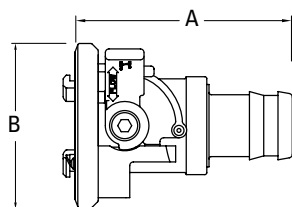


Figure 2

Applications & Markets

- Electronics Liquid Based Cooling
- Thermal Management Systems
- Industrial Fluid Transfer

Flow Data

