

FMC Technologies



Flowline Products and Services
World Proven Chiksan® and Weco® Equipment
<http://www.fmctechnologies.com>

Weco® Check Valves

Top-Entry Check Valves

Recommended service

High-pressure well-servicing lines, fracturing lines, testing lines, cementing and circulating lines, and other well service and stimulation applications.

ACME thread cap

Coarse, ACME thread cap can be easily removed without having to remove the valve from the line.

Fast, easy service

Top-entry design and removable flapper assembly make repair fast and easy.

Replaceable seat

Stainless steel seat is replaceable, reducing the need to scrap body.

Abrasion resistant flapper

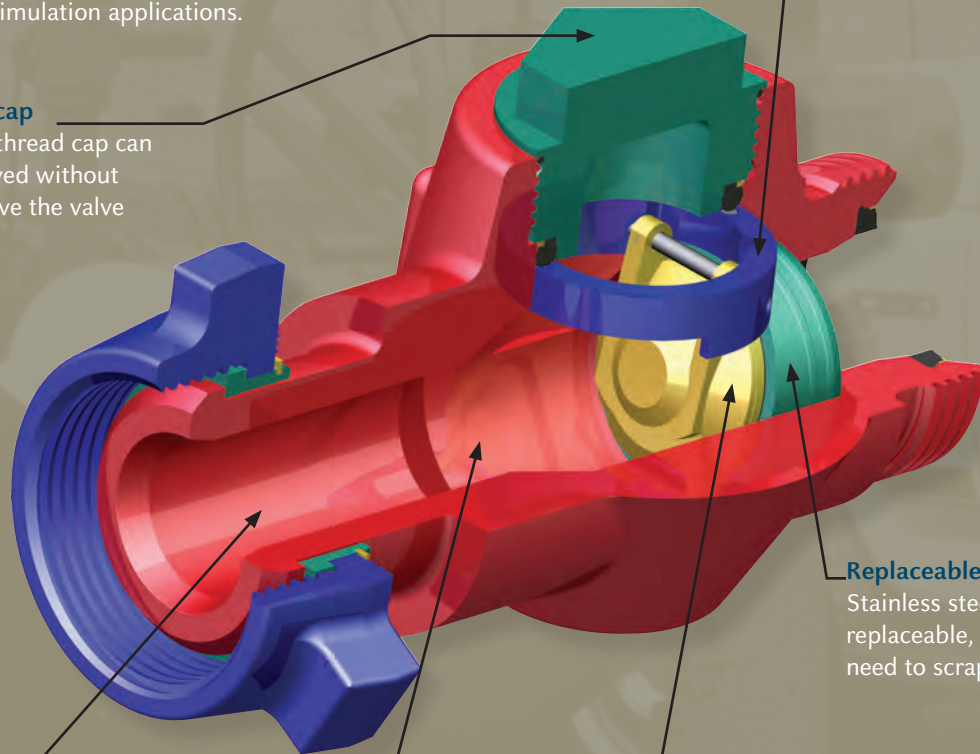
Carboxylated nitrile flapper face is abrasion resistant against a complete range of well fluids.

Forged design

Forged body, unique flow dynamics, advanced erosion characteristics, and abrasion-resistant components combine for long service life.

Open flow path

Flapper dynamics provide optimum flow through the valve and low flow differential.



Weco check valves are used to isolate well-servicing equipment from high-pressure treating fluids during fracturing applications. Offered in three primary models, these rugged valves seal against a complete range of well-servicing fluids at pressures to 20,000 psi. Valves are available in 1-1/2 to 4-inch bore sizes for standard and reverse flow. Sour gas models available. Consult factory for configurations. Like all pressure containing products, Weco check valves require special handling (see inside back cover for Warnings and Cautions).

Dart Check Valves

Recommended service

Extreme nitrogen and carbon dioxide services; wet or dry non-erosive flow.

Minimizes explosive decompression

Explosive decompression resistant materials and design for long service life.

Easy, low-cost service

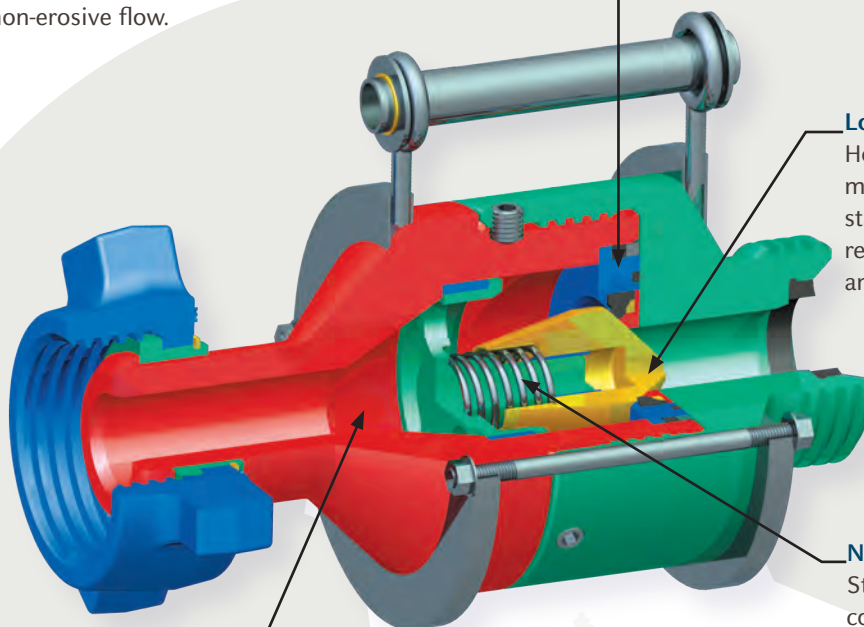
Main seal is located on seat, reducing exposure to flow. Enables seal to be replaced without replacing seat or dart.

Low-inertia dart design

Hollow dart and fixed stem minimize pressure required to start flow. Non-metallic bushing reduces friction, increasing dart and stem life.

N₂ and CO₂ capability

Stainless steel internal components and special elastomer seal handle gas velocities in excess of 250 feet/second.



Flapper Check Valves

Recommended service

Slick water, sand, proppant/gel, and cement services.

Abrasion resistant flapper

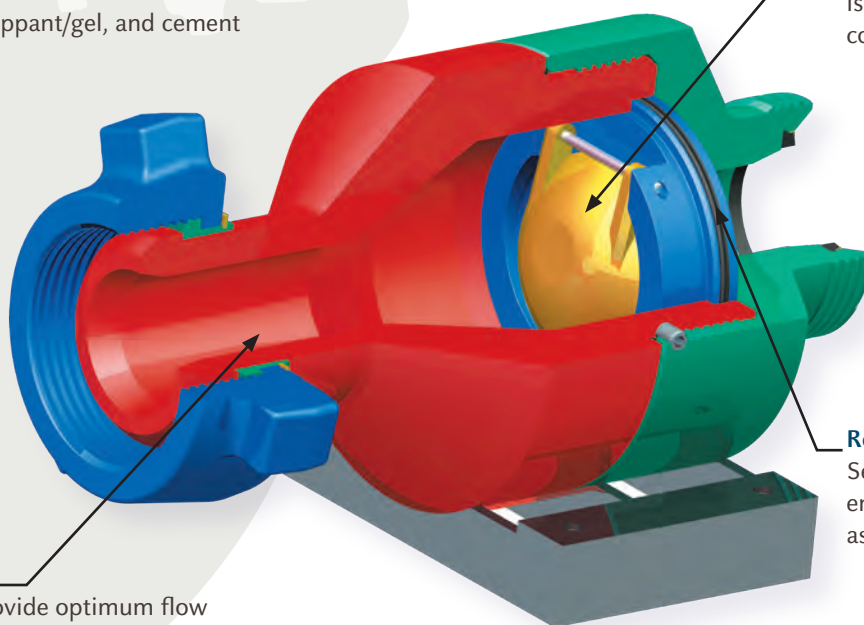
Carboxylated nitrile flapper face is abrasion resistant against a complete range of well fluids.

Replaceable seat

Separate seat/body design ensures the seat can be replaced as needed.

Open flow path

Flapper dynamics provide optimum flow through the valve and low flow differential.



Weco® Check Valve Specifications

Top Entry Check Valves

Nominal Size	CWP	Service	End Connections	Flow Orientation	Part Number	P/N - LT	A	B	Weight	Repair Kit	Elastomer Set
2"	15,000	Standard	1502 MXF	Standard	P530589	P530589-LT	13.12	8.27	70	P528681	P528686
	15,000	Standard	1502 FXM	Reverse	P537198	P537198-LT	13.12	8.27	70	P528681	P528686
	15,000	Standard	1502 MXF	Standard	•P537131	•P537131-LT	13.12	8.27	69	P528681	P528686
	10,000	Sour Gas	1502 MXF	Standard	P537196	P537196-LT	13.12	8.27	70	P537904	P537905
3"	15,000	Standard	1502 MXF	Standard	P521623	P521623-LT	15.67	9.54	117	P522215	P523359
	15,000	Standard	1502 FXM	Reverse	P524440	P524440-LT	15.67	9.54	117	P522215	P523359
	15,000	Standard	1502 MXF	Standard	•P537132	•P537132-LT	15.67	9.54	116	P522215	P523359
	10,000	Sour Gas	1502 MXF	Standard	P537225	P537225-LT	15.67	9.54	117	P508059	P508060
	6,000	Standard	602 MXF	Standard	P537202	P537202-LT	15.67	9.54	100	P522215	P523359
	6,000	Standard	602 FXM	Reverse	P527120	P527120-LT	15.67	9.54	100	P522215	P523359
4"	15,000	Standard	1502 MXF	Standard	P524760	P524760-LT	19.75	11.88	276	P525441	P525505
	15,000	Standard	1502 FXM	Reverse	P527699	P527699-LT	19.75	11.88	276	P525441	P525505
	10,000	Standard	1002 MXF	Standard	P525809	P525809-LT	19.75	11.88	240	P525441	P525505
	10,000	Standard	1002 FXM	Reverse	P527018	P527018-LT	19.75	11.88	240	P525441	P525505
	6,000	Standard	602 MXF	Standard	P527592	P527592-LT	19.75	11.88	239	P525441	P525505

* Vent Cap

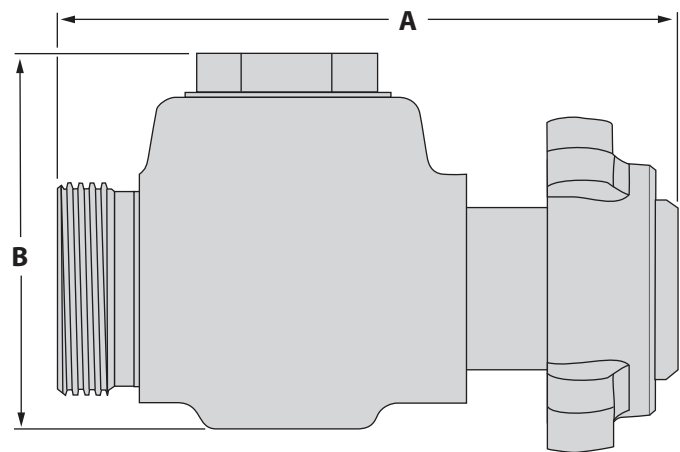
In-Line Flapper Check Valves

Nominal Size	CWP	Service	End Connections	Flow Orientation	Part Number	P/N - LT	A	B	Weight	Repair Kit	Elastomer Set
1"	15,000	Standard	1502 MXF	Standard	P524738	P524738-LT	14.04	7.00	84	3269517	3269518
1-1/2"	15,000	Standard	1502 FXM	Reverse	P519734	P519734-LT	14.04	7.00	81	3269517	3269518
2"	20,000	Standard	2002 MXF	Standard	3269158	3269158-LT	16.91	8.00	123	P519720	P535387
3"	20,000	Standard	2002 MXF	Standard	P520099	P520099-LT	22.79	13.00	441	P520232	P535388

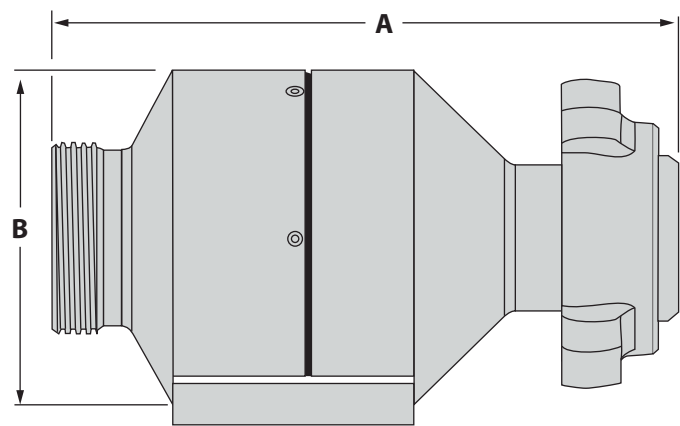
Dart Check Valves

Nominal Size	CWP	Service	End Connections	Flow Orientation	Part Number	P/N - LT	A	B	Weight	Repair Kit	Elastomer Set
1"	15,000	Standard	1502 MXF	Standard	P536118	P536118-LT	14.04	10.31	76	P518835	P518834
1 1/2"	15,000	Standard	1502 FXM	Reverse	P523811	P523811-LT	14.04	10.31	86	P518835	P518834
	15,000	Standard	1502 MXF	Standard	P525269	P525269-LT	14.04	10.31	86	P518835	P518834
2"	15,000	Standard	1502 MXF	Standard	P510771	P510771-LT	14.04	10.31	87	P518835	P518834
3"	15,000	Standard	1502 MXF	Standard	P510773	P510773-LT	15.67	11.43	130	P519874	P519873

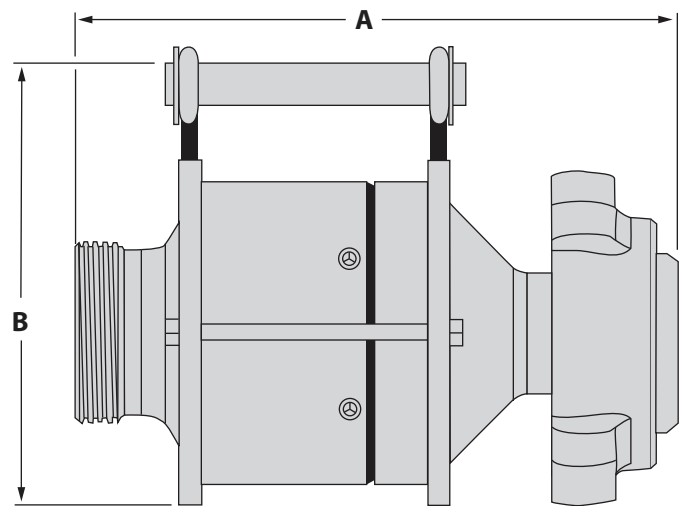
Weco® Check Valve Specifications



Top Entry Check Valves



In-Line Flapper Check Valves



Dart Check Valves

Weco® Check Valve
Specifications



FMC Authorized Service Centers

北京

信德迈科技(北京)有限公司 CNMEC Technology
地址：北京市朝阳区安贞桥胜古中路2号金基业大厦201室
邮编：100029
*Tel: 010-8428 2585 | * Fax: 010-8428 8762
*手机：139 1096 2635
*电子邮件：sales@cnmec.biz
主页：http://www.cnmec.biz

西安

西安嘉岳自动化技术有限公司 Garye Automation
地址：西安经开区凤城二路天地时代广场B座23层22312室
邮编：710016
*电话：029 - 8610 8648 | *传真：029 - 8610 6806
*手机：153 1975 9129 ; 153 1975 2262
*电子邮件：sales@garye.cn
主页：http://www.garye.cn